

Paper submission

What

Authors of all oral presentations, workshop and posters (and, of course, keynote lectures) that were presented at ICPE-EPEC 2013 can send their papers to Conference Proceedings.

When

The deadline for paper submission was set to **September 15, 2013**.

How to write it

Please, write your papers in Word 2003 or 2007 or later, so in doc or docx format. We expect papers not longer than 8 pages A4. (Except for keynotes, these may be up to about 20 pages.) For writing you papers, use templates presented at the webpage <http://icpe2013.org/downloads>. See also "example paper" at the same webpage.

How to submit it

Please, **send your conference papers via the EasyChair system**. The web address is: <https://www.easychair.org/conferences/?conf=icpeepec2013> . Use the same username and password you used for abstract submission.

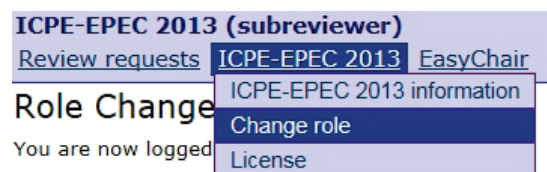
In case you forgot your username or password for your EasyChair account, follow the link after the words "If you have problems to sign in" at the login page. In case of any difficulties, please, contact the EasyChair staff – organizers of the ICPE-EPEC 2013 conference cannot reset any passwords or solve any problems concerning EasyChair system.

Also, use the same identification number for your papers as you used for your abstract. (These numbers form also part of the codes of abstracts in the conference Book of Abstracts.)

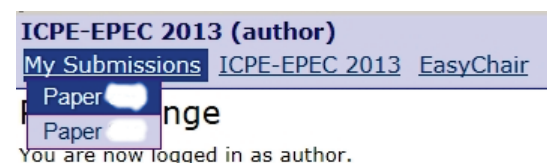
To submit your paper:

1. Login in the EasyChair system as an author.

In case you are logged in a different role (for example a subreviewer), change the role using the menu item ICPE-EPEC 2013 | Change role .



2. Select paper you want to submit using No. (ID) of your abstract.



3. In the menu in the right hand side of the page, choose the item **Submit new version**.



- To select the file with your paper in your computer, press the button near the field "Submission". (It is marked by the yellow arrow in the figure below; the caption at the button may differ according the language you use at your computer.)

You can also select a file that you want to submit as an attachment – it may be either pdf version of your paper (to show how the result should look like in case of complicated document) or a figure in jpg format. Unfortunately, only one file can be submitted as the attachment. In case you want to submit more files (for example more figures), please, put them into one zip file and submit this file.

After you select which files to submit, click at the button **Submit a New Version**.

ICPE-EPEC 2013 (author)
[My Submissions](#) [ICPE-EPEC 2013](#) [EasyChair](#)

Submit a New Version

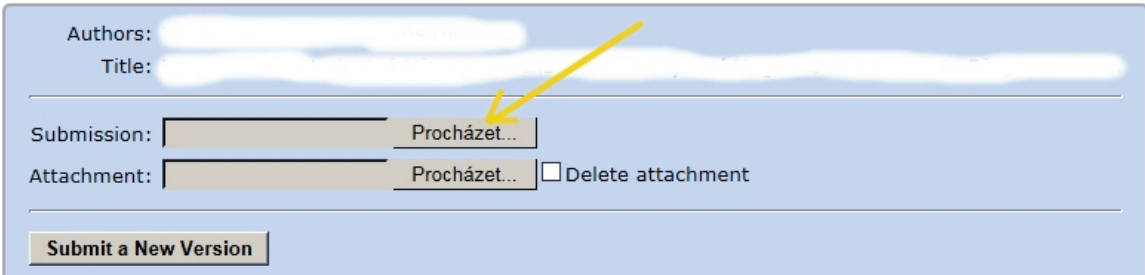
The paper must be in one of the following formats:

1. Word document (file extension .doc)
2. Word open XML document (file extension .docx)

The attachment (if any) must be in one of the following formats:

1. PDF (file extension .pdf).
2. zip (file extension .zip).
3. JPEG (file extension .jpg).

To **replace your attachment**, select the new file in the attachment field. If you do not specify any attachment, the To **delete the attachment** tick the "Delete attachment" button.



- To check that your files were submitted properly, you can use the links at the page describing your submission, see the figure below.

ICPE-EPEC 2013 (author)
[My Submissions](#) [ICPE-EPEC 2013](#) [EasyChair](#)

ICPE-EPEC 2013 Submission XXX

If you want to **change any information** about your paper or withdraw it, use links in the upper right corner. All **reviews sent to you** can be found at the bottom of this page.

Title:	title of your abstract
Paper:	Word open XML document
Attachment:	file
Category:	Poster

When everything is O.K., you can relax and await the reviews. (All papers will be reviewed by two independent reviewers before they will be accepted for the publication in conference Proceedings.)